



高霖通訊科技有限公司
Go-Link Technology Co., Ltd.

產品規格/承認書
PRODUCT SPECIFICATION / APPROVAL SHEET

產 品

Product : H.264 Extender + KVM over Ethernet Transmitter

型 號

Model No. : GLTF-HT3001RK

客 戶

Customer :

客戶型號

Customer Model No. :

		本承認書內容若貴公司確認無誤， 請於下方承認欄內簽章。 Please confirm your acceptance of this approval sheet by authorized signatures.	
		承認欄 Approved Signature	
版本 (Version)	V1.0		
日期 (Date)	2017/08/17		

H.264 Extender + KVM over Ethernet Transmitter

Features

- ▶ Flexible and scalable HDMI 1080p High Quality Video over Ethernet.
- ▶ Extending 1080p HDMI signals up to 150m over a single UTP Cat5e/6 cable.
- ▶ Compatible with video player S/W likes VLC, etc.
- ▶ Support HDMI loop thru output
- ▶ Universal IR Remote Control function (30KHz ~ 60KHz)
- ▶ Easy IP Setting by ID DIP Switch BIT 1 ~ 4
- ▶ Support Unicast / Multicast setting by DIP Switch BIT 5 (On Transmitter only)
- ▶ Support 1Tx 1Rx and 1Tx nRx (n depend on bandwidth of Ethernet)
- ▶ Support USB keyboard mouse

◆ Specifications

System	
Protocol	IP, TCP, UDP, RTP, RTCP, IPv4, DHCP, HTTP, IGMP, ICMP, MULTICAST, UNICAST
Ethernet	10 BASE-T/100 BASE-TX RJ45 with 1 LEDs for status indicate.
Video Encoding and Decoding Protocols	H.264 Baseline / Main / High profile level 4.2
Streaming Bit Rate	Up to 12Mbps
HDMI Format	1080p 50 / 60 , 1080i 50 / 60 , 1080p 25 / 30 , 720p 50 / 60 , 480p 50 / 60 , 480i 50 / 60 Support HDMI 1.4a and w/ or w/o HDCP
ID Setting	BIT 1 ~ 4 of 5 BIT DIP Switch (see Table 1)
Unicast / Multicast Setting	BIT 5 of 5 BIT DIP Switch (see Fig.1)
IR Remote Control	With Universal IR Remote Control function (30KHz ~ 60KHz)
HDMI Connector	HDMI IN x 1 HDMI OUT x 1 → Loop thru function

Parameter	Min.	Typ.	Max.	Unit
Electrical Section				
Supply Voltage		12V		V
Supply current in TX mode			350	mA
Latency time		60		ms
Environmental Specification				
Operating Temperature	0	~	+55	°C
Storage Temperature	-20	~	+70	°C

Table 1 : ID Setting

ID Setting				
5 BIT SW.				ID
1	2	3	4	
OFF	OFF	OFF	OFF	0
OFF	OFF	OFF	ON	1
OFF	OFF	ON	OFF	2
OFF	OFF	ON	ON	3
OFF	ON	OFF	OFF	4
OFF	ON	OFF	ON	5
OFF	ON	ON	OFF	6
OFF	ON	ON	ON	7
ON	OFF	OFF	OFF	8
ON	OFF	OFF	ON	9
ON	OFF	ON	OFF	10
ON	OFF	ON	ON	11
ON	ON	OFF	OFF	12
ON	ON	OFF	ON	13
ON	ON	ON	OFF	14
ON	ON	ON	ON	15

Fig. 1 :

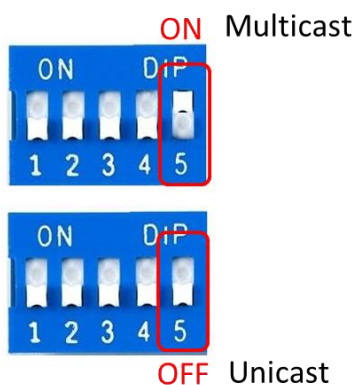

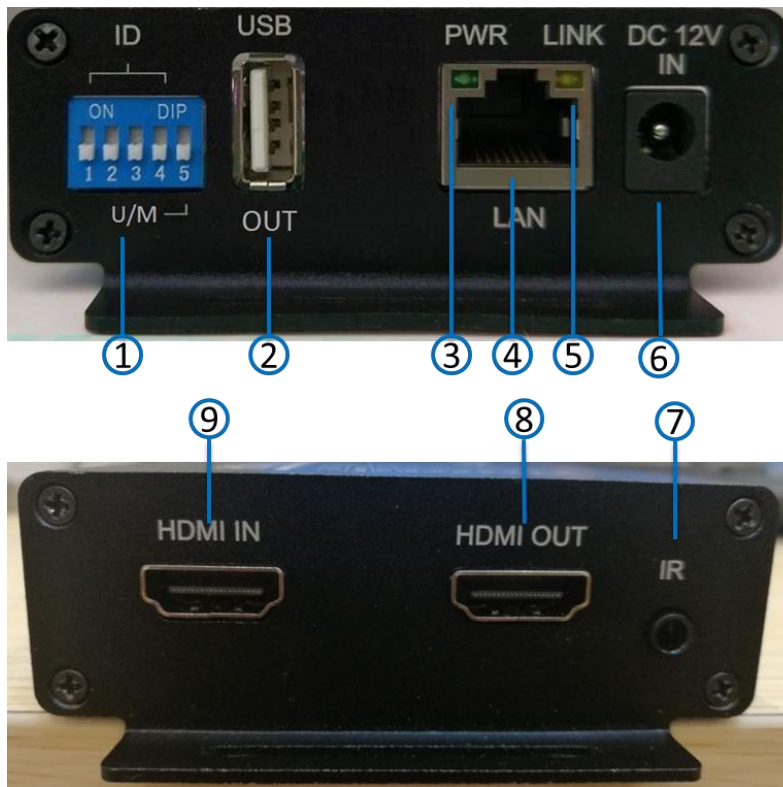


Fig. 2 :



◆ User Interface



No.	Name	Function Description
1	ID / U / M	BIT 1 ~ 4 : ID setting BIT 5 : Unicast / Multicast setting OFF : Unicast ON : Multicast
2	USB OUT	USB OUT
3	PWR LED	Power / IR Data LED
4	RJ45 connector	LAN Port 10/100 Base
5	LINK LED	Link Status LED
6	DC 12V IN	DC Power 12V IN
7	IR	IR Blaster Cable Jack 3.5Ø (see Fig.2)
8	HDMI OUT	HDMI output connector
9	HDMI IN	HDMI input connector

◆ Mechanical Dimension

